Brainwork for the Summer!



Name _____ Score _____

Class Fact Practice **71A**

*Saxon Math 3 (for use with **Lesson 71**)*

Set 14: Multiplying by 2

×2 Wrap-Up

2 × 5	2 × 1	2 × 9	2 × 3	2 × 7
2 × 4	2 × 8	2 × 2	2 × 6	2 × 0
2 × 3	2 × 7	2 × 1	2 × 8	2 × 4
2 × 9	2 × 2	2 × 5	2 × 0	2 × 6 ok
2 × 7	2 × 1	2 × 3	2 × 9	2 × 4 ☺

This page may not be reproduced without permission of Harcourt Achieve Inc.

© Harcourt Achieve Inc. and Nancy Larson. All rights reserved.

Name _____ Score _____

Fact Homework 71B

*Saxon Math 3 (for use with **Lesson 71**)*

Set 14: Multiplying by 2

1. Read the answers to someone.
2. Ask someone to time you for 1 minute as you write the answers.
3. Ask someone to check your paper and write your score.
4. Correct your mistakes and finish writing the answers.
5. Ask someone to sign your paper. Checked by _____

2 × 9	2 × 0	2 × 5	2 × 7	2 × 2
2 × 3	2 × 8	2 × 1	2 × 4	2 × 6
2 × 1	2 × 6	2 × 2	2 × 9	2 × 4
2 × 5	2 × 8	2 × 0	2 × 3	2 × 7 ok
2 × 2	2 × 6	2 × 9	2 × 4	2 × 5 ☺

This page may not be reproduced without permission of Harcourt Achieve Inc.

© Harcourt Achieve Inc. and Nancy Larson. All rights reserved.

Name _____ Score _____

Class Fact Practice **96A**

*Saxon Math 3 (for use with **Lesson 96**)*

Set 19: Multiplying by 3

×3 Wrap-Up

3 × 4	3 × 8	3 × 1	3 × 6	3 × 2
3 × 5	3 × 0	3 × 9	3 × 3	3 × 7
3 × 6	3 × 3	3 × 8	3 × 4	3 × 1
3 × 9	3 × 2	3 × 7	3 × 0	3 × 5 ok
3 × 4	3 × 8	3 × 3	3 × 7	3 × 9 ☺

This page may not be reproduced without permission of Harcourt Achieve Inc.

© Harcourt Achieve Inc. and Nancy Larson. All rights reserved.

Name _____ Score _____

Fact Homework 96B

*Saxon Math 3 (for use with **Lesson 96**)*

Set 19: Multiplying by 3

1. Write the answers to all of the problems on this fact sheet. (This exercise is not timed.)
2. Ask someone to check your paper. Checked by _____

3 × 4	3 × 1	3 × 8	3 × 5	3 × 2
3 × 7	3 × 3	3 × 9	3 × 0	3 × 6
3 × 1	3 × 5	3 × 9	3 × 2	3 × 4
3 × 6	3 × 0	3 × 8	3 × 7	3 × 3
3 × 3	3 × 4	3 × 9	3 × 2	3 × 7

This page may not be reproduced without permission of Harcourt Achieve Inc.

© Harcourt Achieve Inc. and Nancy Larson. All rights reserved.

Name _____ Score _____

Class Fact Practice 102A

Saxon Math 3 (for use with Lesson 102)

Set 20: Multiplying by 4

4 × 8	4 × 4	4 × 0	4 × 6	4 × 2
4 × 1	4 × 5	4 × 9	4 × 3	4 × 7
4 × 8	4 × 6	4 × 0	4 × 4	4 × 1
4 × 7	4 × 2	4 × 9	4 × 3	4 × 5 ok
4 × 3	4 × 4	4 × 2	4 × 8	4 × 7 ☺

This page may not be reproduced without permission of Harcourt Achieve Inc.

© Harcourt Achieve Inc. and Nancy Larson. All rights reserved.

Name _____ Score _____

Fact Homework 102B

Set 20: Multiplying by 4

Saxon Math 3 (for use with Lesson 102)

1. Read the answers to someone.
2. Ask someone to time you for 1 minute as you write the answers.
3. Ask someone to check your paper and write your score.
4. Correct your mistakes and finish writing the answers.
5. Ask someone to sign your paper. Checked by _____

4 × 4	4 × 3	4 × 9	4 × 1	4 × 7
4 × 2	4 × 6	4 × 0	4 × 8	4 × 5
4 × 3	4 × 0	4 × 8	4 × 5	4 × 1
4 × 4	4 × 7	4 × 2	4 × 9	4 × 6 ok
4 × 5	4 × 3	4 × 9	4 × 8	4 × 0 ☺

© Harcourt Achieve Inc. and Nancy Larson. All rights reserved.

Name _____ Score ____

Class Fact Practice 89A

Math 3 (for use with Lesson 89)

Set 17: Multiplying by 5

5 × 4	5 × 2	5 × 9	5 × 1	5 × 6
5 × 3	5 × 8	5 × 0	5 × 7	5 × 5
5 × 6	5 × 0	5 × 4	5 × 1	5 × 7
5 × 8	5 × 2	5 × 5	5 × 9	5 × 3 ok
5 × 4	5 × 7	5 × 3	5 × 2	5 × 5 ☺

Copyright by Saxon Publishers, Inc. and Nancy Larson. Reproduction prohibited.

Name _____ Score ____

Fact Homework 89B

Math 3 *(for use with Lesson 89)*

Set 17: Multiplying by 5

1. Read the answers to someone.
2. Ask someone to time you for 1 minute as you write the answers.
3. Ask someone to check your paper and write your score.
4. Correct your mistakes and finish writing the answers.
5. Ask someone to sign your paper. Checked by _____

5 × 3	5 × 0	5 × 8	5 × 6	5 × 1
5 × 5	5 × 9	5 × 2	5 × 7	5 × 4
5 × 6	5 × 1	5 × 5	5 × 0	5 × 9
5 × 7	5 × 3	5 × 8	5 × 4	5 × 2 ok
5 × 5	5 × 9	5 × 6	5 × 3	5 × 8 ☺

Copyright by Saxon Publishers, Inc. and Nancy Larson. Reproduction prohibited.

Name _____ Score ____

Class Fact Practice 116A

Math 3 (for use with Lesson 116)

Set 23: Multiplying by 6

×6 Wrap-Up

6 × 4	6 × 8	6 × 1	6 × 6	6 × 2
6 × 5	6 × 0	6 × 9	6 × 3	6 × 7
6 × 6	6 × 3	6 × 8	6 × 4	6 × 1
6 × 9	6 × 2	6 × 7	6 × 0	6 × 5 ok
6 × 4	6 × 8	6 × 3	6 × 7	6 × 9 ☺

Copyright by Saxon Publishers, Inc. and Nancy Larson. Reproduction prohibited.

Name _____ Score ____

Fact Homework 116B

Math 3 *(for use with Lesson 116)*

Set 23: Multiplying by 6

1. Write the answers to all of the problems on this fact sheet. (This exercise is not timed.)
2. Ask someone to check your paper. Checked by _____

6 × 4	6 × 1	6 × 8	6 × 5	6 × 2
6 × 7	6 × 3	6 × 9	6 × 0	6 × 6
6 × 1	6 × 5	6 × 9	6 × 2	6 × 4
6 × 6	6 × 0	6 × 8	6 × 7	6 × 3
6 × 3	6 × 4	6 × 9	6 × 2	6 × 7

Copyright by Saxon Publishers, Inc. and Nancy Larson. Reproduction prohibited.

Name _____ Score _____

Class Fact Practice 57A

*Saxon Math 3 (for use with **Lesson 57**)*

Set 11: Multiplying by 7

7 × 6	7 × 1	7 × 5	7 × 0	7 × 7
7 × 2	7 × 4	7 × 9	7 × 3	7 × 8
7 × 7	7 × 2	7 × 9	7 × 1	7 × 4
7 × 3	7 × 6	7 × 0	7 × 8	7 × 5 ok
7 × 4	7 × 0	7 × 2	7 × 3	7 × 9 ☺

This page may not be reproduced without permission of Harcourt Achieve Inc.

© Harcourt Achieve Inc. and Nancy Larson. All rights reserved.

Name _____ Score _____

Fact Homework 57B

Saxon Math 3 (for use with Lesson 57)

Set 11: Multiplying by 7

1. Read the answers to someone.
2. Ask someone to time you for 1 minute as you write the answers.
3. Ask someone to check your paper and write your score.
4. Correct your mistakes and finish writing the answers.
5. Ask someone to sign your paper. Checked by _____

7 × 0	7 × 5	7 × 8	7 × 2	7 × 6
7 × 1	7 × 9	7 × 4	7 × 7	7 × 3
7 × 4	7 × 8	7 × 0	7 × 6	7 × 2
7 × 1	7 × 5	7 × 7	7 × 3	7 × 9 ok
7 × 2	7 × 4	7 × 6	7 × 3	7 × 8 ☺

© Harcourt Achieve Inc. and Nancy Larson. All rights reserved.

Name _____ Score _____

Class Fact Practice 122A

Saxon Math 3 (for use with Lesson 122)

Set 24: Multiplying by 8

8 × 8	8 × 4	8 × 0	8 × 6	8 × 2
8 × 1	8 × 5	8 × 9	8 × 3	8 × 7
8 × 8	8 × 6	8 × 0	8 × 4	8 × 1
8 × 7	8 × 2	8 × 9	8 × 3	8 × 5 ok
8 × 3	8 × 4	8 × 2	8 × 8	8 × 7 ☺

This page may not be reproduced without permission of Harcourt Achieve Inc.

© Harcourt Achieve Inc. and Nancy Larson. All rights reserved.

Name _____ Score _____

Fact Homework 122B

Set 24: Multiplying by 8

Saxon Math 3 (for use with Lesson 122)

1. Read the answers to someone.
2. Ask someone to time you for 1 minute as you write the answers.
3. Ask someone to check your paper and write your score.
4. Correct your mistakes and finish writing the answers.
5. Ask someone to sign your paper. Checked by _____

8 × 4	8 × 3	8 × 9	8 × 1	8 × 7
8 × 2	8 × 6	8 × 0	8 × 8	8 × 5
8 × 3	8 × 0	8 × 8	8 × 5	8 × 1
8 × 4	8 × 7	8 × 2	8 × 9	8 × 6 ok
8 × 5	8 × 3	8 × 9	8 × 8	8 × 0 ☺

This page may not be reproduced without permission of Harcourt Achieve Inc.

© Harcourt Achieve Inc. and Nancy Larson. All rights reserved.

Name _____ Score _____

Class Fact Practice 112A

*Saxon Math 3 (for use with **Lesson 112**)*

Set 22: Multiplying by 9

9 × 8	9 × 4	9 × 0	9 × 6	9 × 2
9 × 1	9 × 5	9 × 9	9 × 3	9 × 7
9 × 8	9 × 6	9 × 0	9 × 4	9 × 1
9 × 7	9 × 2	9 × 9	9 × 3	9 × 5 ok
9 × 3	9 × 4	9 × 2	9 × 8	9 × 7 ☺

This page may not be reproduced without permission of Harcourt Achieve Inc.

© Harcourt Achieve Inc. and Nancy Larson. All rights reserved.

Name _____ Score _____

Fact Homework 112B

Set 22: Multiplying by 9

*Saxon Math 3 (for use with **Lesson 112**)*

1. Read the answers to someone.
2. Ask someone to time you for 1 minute as you write the answers.
3. Ask someone to check your paper and write your score.
4. Correct your mistakes and finish writing the answers.
5. Ask someone to sign your paper. Checked by _____

9 × 4	9 × 3	9 × 9	9 × 1	9 × 7
9 × 2	9 × 6	9 × 0	9 × 8	9 × 5
9 × 3	9 × 0	9 × 8	9 × 5	9 × 1
9 × 4	9 × 7	9 × 2	9 × 9	9 × 6 ok
9 × 5	9 × 3	9 × 9	9 × 8	9 × 0 ☺

This page may not be reproduced without permission of Harcourt Achieve Inc.

© Harcourt Achieve Inc. and Nancy Larson. All rights reserved.

Name _____ Score _____

Fact Assessment 25-2

*Saxon Math 3 (for use with **Lesson 130-2**)*

6 × 1	2 × 5	7 × 0	4 × 4	1 × 2	9 × 5	2 × 8	8 × 5	0 × 4	9 × 7
1 × 5	7 × 4	3 × 2	8 × 9	0 × 3	4 × 1	9 × 3	2 × 6	4 × 8	9 × 0
5 × 2	6 × 3	0 × 7	9 × 2	4 × 7	2 × 3	6 × 9	3 × 5	9 × 1	6 × 4
7 × 7	2 × 9	6 × 5	1 × 8	9 × 4	3 × 6	7 × 9	0 × 6	8 × 1	4 × 2
4 × 9	1 × 1	5 × 0	3 × 8	7 × 5	2 × 4	1 × 9	5 × 3	1 × 0	8 × 8
4 × 3	7 × 8	2 × 1	5 × 4	6 × 6	0 × 0	3 × 7	0 × 5	8 × 6	3 × 1
2 × 7	3 × 0	9 × 9	6 × 7	1 × 3	4 × 5	8 × 3	0 × 1	3 × 3	7 × 2
3 × 9	8 × 4	0 × 2	5 × 8	7 × 6	1 × 6	5 × 5	2 × 2	6 × 8	7 × 1
8 × 2	1 × 7	9 × 8	4 × 6	8 × 0	7 × 3	0 × 9	5 × 6	6 × 2	4 × 0
0 × 8	9 × 6	3 × 4	8 × 7	2 × 0	5 × 7	6 × 0	1 × 4	5 × 1	5 × 9

10 20 30 40 50 60 70 80 90 100

This page may not be reproduced without permission of Harcourt Achieve Inc.

© Harcourt Achieve Inc. and Nancy Larson. All rights reserved.

Bonus Facts 25-2

*Saxon Math 3 (for use with **Lesson 130-2**)*

6 × 1	2 × 5	7 × 0	4 × 4	1 × 2	9 × 5	2 × 8	8 × 5	0 × 4	9 × 7
1 × 5	7 × 4	3 × 2	8 × 9	0 × 3	4 × 1	9 × 3	2 × 6	4 × 8	9 × 0
5 × 2	6 × 3	0 × 7	9 × 2	4 × 7	2 × 3	6 × 9	3 × 5	9 × 1	6 × 4
7 × 7	2 × 9	6 × 5	1 × 8	9 × 4	3 × 6	7 × 9	0 × 6	8 × 1	4 × 2
4 × 9	1 × 1	5 × 0	3 × 8	7 × 5	2 × 4	1 × 9	5 × 3	1 × 0	8 × 8
4 × 3	7 × 8	2 × 1	5 × 4	6 × 6	0 × 0	3 × 7	0 × 5	8 × 6	3 × 1
2 × 7	3 × 0	9 × 9	6 × 7	1 × 3	4 × 5	8 × 3	0 × 1	3 × 3	7 × 2
3 × 9	8 × 4	0 × 2	5 × 8	7 × 6	1 × 6	5 × 5	2 × 2	6 × 8	7 × 1
8 × 2	1 × 7	9 × 8	4 × 6	8 × 0	7 × 3	0 × 9	5 × 6	6 × 2	4 × 0
0 × 8	9 × 6	3 × 4	8 × 7	2 × 0	5 × 7	6 × 0	1 × 4	5 × 1	5 × 9

© Harcourt Achieve Inc. and Nancy Larson. All rights reserved.

Name _____

Date _____

Guided Class Practice 39A

Math 3 (for use with Lesson 39)

Draw an 8-cm line segment.

1. Michael, Ralph, and Louis are brothers. Ralph had 64¢. Each of his brothers gave him a dime. How much money does Ralph have now?

   Number sentence _____

   Answer _____

2. It's morning.
   What time is shown on the clock?

   _____



3. Write these numbers using digits.

   two hundred fourteen _____

   five hundred sixty _____

4. How much money is this? Write the amount two ways. _____ _____



5. Measure the length and width of the rectangle in Problem 4 in centimeters.
   What is the length and width of the rectangle?

   length = _____ width = _____

6. Find the sums using mental computation.

   33 + 50 = _____ 70 + 24 = _____ 16 + 60 = _____

   3 + 5 + 9 + 7 + 2 + 1 = _____ 8 + 1 + 6 + 3 + 2 + 9 = _____

Copyright by Saxon Publishers, Inc. and Nancy Larson. Reproduction prohibited.

Name _____

Date _____

Guided Class Practice 49A

Math 3 (for use with Lesson 49)

Draw a line segment that is 1" shorter than the name line. How long is the line segment? _____ in.

1. Alexandria bought a marker and a notebook at the school store. How much money did she spend?

Ruler	54¢
Marker	36¢
Pencil	23¢
Notebook	47¢

Number sentence _____

Answer _____

2. Use the pictograph to answer the questions.

Poems Written

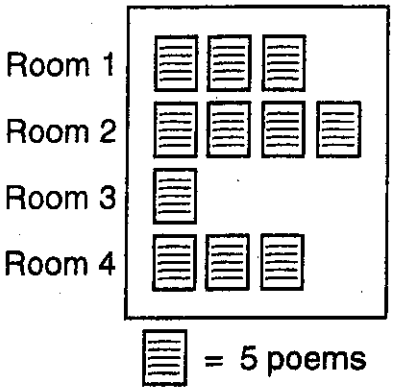

How many poems did the children in Room 2 write? _____

Which class wrote the fewest poems? _____

How many more poems did the children in Room 2 write than the children in Room 1? _____

3. I have 4 one-dollar bills, 6 hundred-dollar bills, and 3 ten-dollar bills.

How much money do I have? _____

4. Which line segment is horizontal? _____

Which line segment is vertical? _____

Which line segment is oblique? _____

What is the perimeter?

Number sentence _____

Perimeter _____

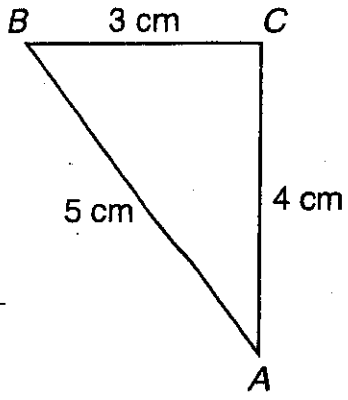

5. What was the date 4 days ago? _____

What will be the date 3 months from today? _____

6. Find the sums using mental computation.

69 + 20 = _____ 38 + 42 = _____ 75 + 17 = _____

Copyright by Saxon Publishers, Inc. and Nancy Larson. Reproduction prohibited.

Name _____

Date _____

Guided Class Practice 59A

Math 3 (for use with Lesson 59)

Measure this line segment using inches. _____ in.

1. There are 58 chairs in Room 19 and 34 chairs in Room 23. Estimate the total number of chairs in the two rooms.

   Estimation number sentence _____

   Circle the closest estimate: a. 50 b. 70 c. 80 d. 90

2. Approximately where is each arrow pointing? *A* _____ *B* _____ *C* _____

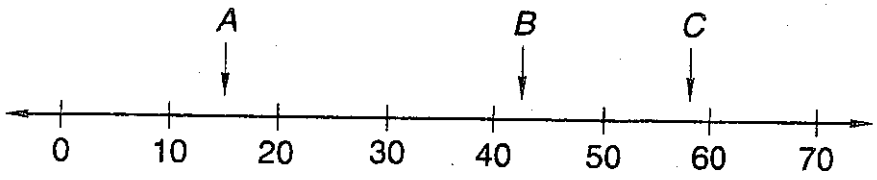

3. Write 40 divided by 10 in three different ways. What is the quotient? _____

   _____ _____ _____

4. Use the bar graph to answer the questions. Shade the graph to show that 23 children chose green.

   About how many children chose red? _____

   About how many children chose blue? _____

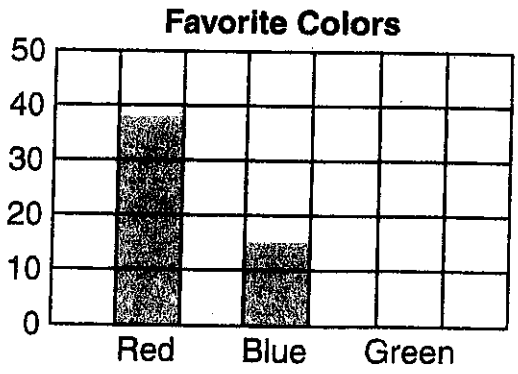

5. Draw a picture to show three groups of seven children. Write a number sentence for the picture.

Number sentence _____

6. Find the sums.

$$\begin{array}{r} 25 \\ +\ 59 \\ \hline \end{array} \qquad \begin{array}{r} 16 \\ +\ 58 \\ \hline \end{array} \qquad \begin{array}{r} 24 \\ 75 \\ +\ 16 \\ \hline \end{array}$$

Copyright by Saxon Publishers, Inc. and Nancy Larson. Reproduction prohibited.

Name _____

Date _____

Guided Class Practice 69A

Math 3 (for use with Lesson 69)

Measure this line segment to the nearest cm and nearest half inch. _____ cm; _____"

1. Mrs. Riether put some coins in the coin cup. Then Leo put 3 dimes in the cup. Now there is 90¢ in the cup. How much money did Mrs. Riether put in the cup?

   Number sentence _____

   Answer _____

2. How many letters are in the word Ohio? _____

   How many letters are vowels? _____ consonants? _____

   What fractional part of the word is vowels? _____ consonants? _____

3. List the first 10 perfect squares.

   _____, _____, _____, _____, _____, _____, _____, _____, _____, _____

4. Draw a line of symmetry in each of these polygons.

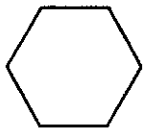

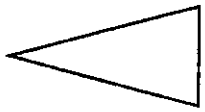



5. Write 360 using words. _____

6. Use the correct comparison symbol (<, >, or =).

   $49 + 26 \bigcirc 52 + 25$ $5 \times 10 \bigcirc 7 \times 7$ $5^2 + 1^2 \bigcirc 6^2$

   _____ _____ _____ _____ _____ _____

7. Find the answers.

   $200 + 600 =$ _____ $800 + 700 =$ _____

   $400 - 200 =$ _____

Copyright by Saxon Publishers, Inc. and Nancy Larson. Reproduction prohibited.

Name _____

Guided Class Practice 68A

Saxon Math 3 (for use with Lesson 68)

Date _____

Measure this line segment to the nearest half inch and nearest cm. _____"; _____ cm

1. Terry has 20¢. She needs 83¢ to buy a marker. How much more money does she need?

   Number sentence _____

   Answer _____

2. Write 294 using words. _____

3. Divide and shade the cups to show each amount.

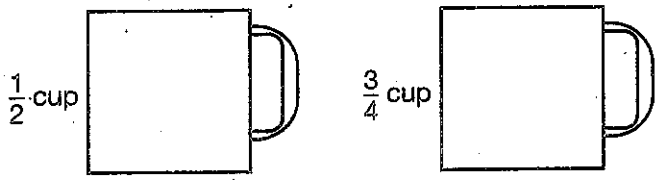

4. Write 70 divided by 10 in three ways. What is the quotient? _____

   _____ _____ _____

5. Fill in the correct symbol (+, −, ×, or ÷).

   7 _____ 1 = 7 0 _____ 7 = 7 7 _____ 7 = 0 7 _____ 7 = 1

6. Draw a picture to show 3 groups of 4 bananas. Circle the number sentence that matches the picture.

   6 × 2 = 12 8 + 4 = 12

   2 × 6 = 12 3 × 4 = 12

7. Find the answers. Check the subtraction problems by adding.

$$\begin{array}{r} 82 \\ -\ 44 \\ \hline \end{array} \qquad \begin{array}{r} 46 \\ -\ 13 \\ \hline \end{array} \qquad \begin{array}{r} 63 \\ 9 \\ +\ 21 \\ \hline \end{array}$$

This page may not be reproduced without permission of Harcourt Achieve Inc.

© Harcourt Achieve Inc. and Nancy Larson. All rights reserved.

Name _____

Date _____

Homework 68B

Saxon Math 3 (for use with Lesson 68)

1. Tyrone has 70¢. He needs 95¢ for lunch. How much more money does he need?

   Number sentence _____

   Answer _____

2. Write 372 using words. _____

3. Divide and shade the cups to show each amount.

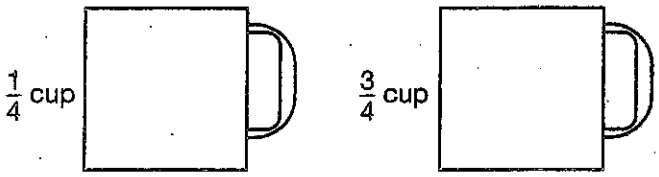

4. Write 30 divided by 10 in three ways. What is the quotient? _____

   _____ _____ _____

5. Fill in the correct symbol (+, −, ×, or ÷).

   10 _____ 1 = 10 10 _____ 10 = 0 10 _____ 0 = 0 0 _____ 10 = 10

6. Draw a picture to show 4 groups of 6 oranges. Circle the number sentence that matches the picture.

   12 × 2 = 24 20 + 4 = 24

   4 × 6 = 24 2 × 12 = 24

7. Find the answers. Check the subtraction problems by adding.

$$\begin{array}{r} 93 \\ -\ 24 \\ \hline \\ \hline \end{array} \qquad \begin{array}{r} 58 \\ -\ 34 \\ \hline \\ \hline \end{array} \qquad \begin{array}{r} 42 \\ 8 \\ +\ 23 \\ \hline \end{array}$$

© Harcourt Achieve Inc. and Nancy Larson. All rights reserved.

Name _____

Date _____

Guided Class Practice 79A

Math 3 (for use with Lesson 79)

Draw a 6-cm line segment.

1. The chart shows the number of Grade 2 and Grade 3 children who ate school lunch and lunch from home yesterday. How many children in these grades ate school lunch?

Lunches

	Grade 2	Grade 3
Home	38	29
School	65	67

Number sentence

_____

Answer _____

2. Show three ways to make **60¢** without using pennies.

_____ _____ _____

3. There are ten people in line.
You are the seventh person in line.
Draw the people. Circle yourself.

How many people are before you? _____

How many people are after you? _____

4. Write $475.04 as you would on a check.

_____ Dollars

5. Draw a line graph to show the following temperatures:

Date	Temperature
Feb. 5	30°F
Feb. 6	45°F
Feb. 7	11°F
Feb. 8	28°F

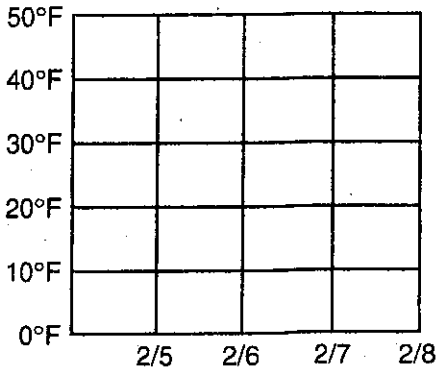

How many days was the temperature above freezing? _____

6. Find the answers. Check subtraction answers by adding.

$$\begin{array}{r} 70 \\ -\ 54 \\ \hline \end{array} \qquad \begin{array}{r} 68 \\ -\ 23 \\ \hline \end{array} \qquad \begin{array}{r} \$624 \\ +\ 298 \\ \hline \end{array}$$

Copyright by Saxon Publishers, Inc. and Nancy Larson. Reproduction prohibited.

1. Eric is 11 years old and Paul is 13 years old. How much older is Paul than Eric?

   Number sentence

   _____

   Answer _____

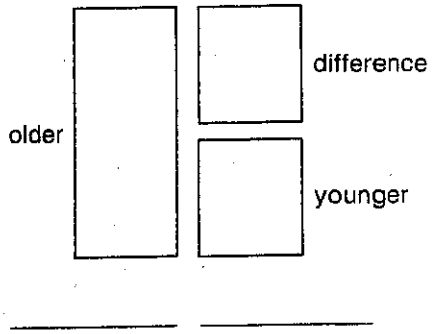

2. Ida is 9 years old. Arlene is 5 years older than Ida. How old is Arlene?

   Number sentence

   _____

   Answer _____

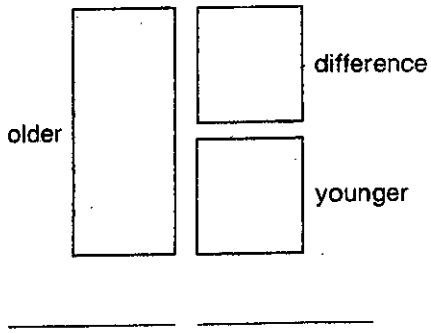

3. Nicole is 4 years younger than Marissa. Marissa is 7 years old. How old is Nicole?

   Number sentence

   _____

   Answer _____

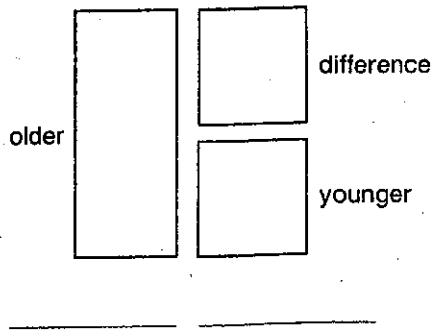

Copyright by Saxon Publishers, Inc. and Nancy Larson. Reproduction prohibited.

Name _____

Date _____

Guided Class Practice 89A

Math 3 (for use with Lesson 89)

Draw a line segment that is 2 cm longer than the name line. How long is the line segment? _____

1. Martin read 25 pages and Ted read 39 pages. How many more pages did Ted read than Martin?

   Number sentence _____

   Answer _____

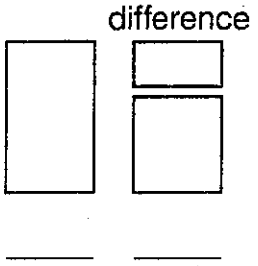

2. Find the area of each rectangle.

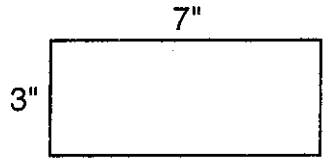

_____ square inches

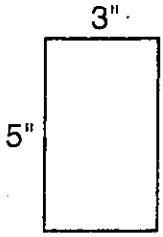

_____ square inches

3. Circle the best number sentence to use to estimate 86 − 27.

   90 − 20 = 70 80 − 30 = 50 90 − 30 = 60 80 − 20 = 60

4. Estimate the length and width of your desk.

   length: _____ feet width: _____ feet

   How many feet are in one yard? _____

5. Find the answers.

   5^2 = _____ 3^2 = _____ $\sqrt{36}$ = _____ $\sqrt{100}$ = _____

6. Find the sums.

$$\begin{array}{r} \$628.49 \\ 62.18 \\ +\ 184.53 \\ \hline \end{array} \qquad \begin{array}{r} \$\ 28.04 \\ 518.56 \\ +\ 258.48 \\ \hline \end{array}$$

Copyright by Saxon Publishers, Inc. and Nancy Larson. Reproduction prohibited.

Name _____

Date _____

Guided Class Practice 93A

Math 3 (for use with Lesson 93)

Draw a line segment that is $\frac{1}{2}$" shorter than the name line. How long is the line segment? _____

1. There were 316 children present at Edgerton School on Tuesday. The second grade went on a field trip to the aquarium. Sixty-eight children and five teachers went on the field trip. How many children were left at school?

   Number sentence _____

   Answer _____

Workspace



2. What is the area of this rectangle?

   Area = _____ square inches

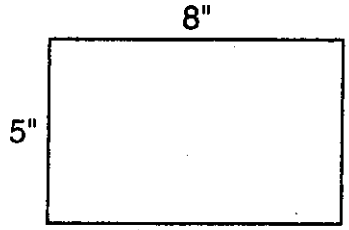

3. Draw a picture to show a 4 × 3 array of cookies on the pan.
   = 1 cookie



4. Fill in the missing numbers in the patterns.

   163, 173, 183, 193, _____, _____, _____

2	4	6
3	5	____
____	6	8

5. There are 3 red candies, 2 yellow candies, 1 green candy, and 8 purple candies in a bag. If Gina picks one candy without looking in the bag, which color will she most likely get?

   _____

6. Find the answers. Check subtraction answers by adding.

   $\frac{1}{3} + \frac{1}{3} =$ _____

   $\frac{5}{6} - \frac{4}{6} =$ _____

$$\begin{array}{r} \$523 \\ -\ 169 \\ \hline \end{array}$$

$$\begin{array}{r} \$259.37 \\ 125.78 \\ +\ 81.26 \\ \hline \end{array}$$

Copyright by Saxon Publishers, Inc. and Nancy Larson. Reproduction prohibited.

Name _____

Date _____

Guided Class Practice 99A

Math 3 (for use with Lesson 99)

Draw a $2\frac{1}{4}$" line segment.

1. At 4:00 p.m. the temperature in Phoenix was 97°F. At midnight the temperature was 23 degrees lower. What was the temperature at midnight?

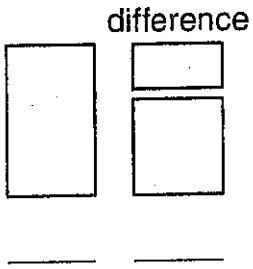

Number sentence _____

Answer _____

2. How many squares are there? _____

How much is shaded? _____

Circle the number that is not shaded. $1\frac{1}{4}$ $1\frac{2}{4}$ $1\frac{3}{4}$ 1 $\frac{1}{4}$

3. Draw a picture to show a 6 × 3 array of candies in a box.
○ = 1 candy



4. Nina has 5 pairs of white socks, 3 pairs of black socks, and 2 pairs of blue socks in her drawer. If she picks a sock without looking in the drawer, what color sock will she most likely get?

_____

5. Use the pictograph to answer these questions.

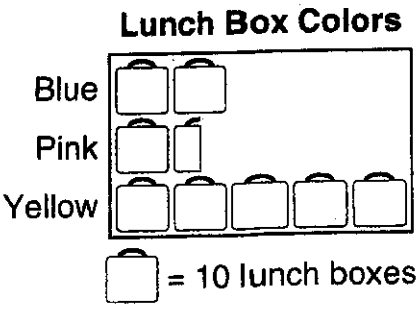

How many lunch boxes does ▯ equal? _____

How many pink lunch boxes are there? _____

How many more yellow lunch boxes are there than blue lunch boxes? _____

6. Find the answers.

$302 − $83

$275.39 + $86.58

Copyright by Saxon Publishers, Inc. and Nancy Larson. Reproduction prohibited.

Name _____

Date _____

Guided Class Practice 102A

Math 3 (for use with Lesson 102)

Measure the date line using inches. _____"

Workspace

1. Whitney had 462 pennies and Alex had 137 pennies. Whitney gave Alex 184 of her pennies. How many pennies does Whitney have left?

   Number sentence _____

   Answer _____

2. The cost of the ruler is 58¢. You give the clerk $1.00.

   How much change will you receive? _____

   What coins will you get? _____

3. Michael saved $372 last year and $418 this year. What is the closest estimate of how much money he saved altogether?

   $500 $600 $700 $800

   What number sentence did you use to find the closest estimate?

   _____

4. Sio ate $\frac{2}{3}$ of the oranges. Color the oranges he ate.

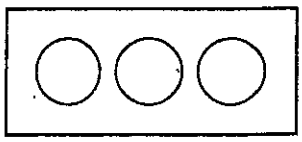

5. About how much might a book weigh?

   1 ounce 1 pound 1 centimeter 1 ton

6. Find the answers. Check subtraction answers by adding.

   $28 + \square = 100$

   $15 + \square = 100$

$$\begin{array}{r} 900 \\ -\ 251 \\ \hline \end{array} \qquad \begin{array}{r} 540 \\ -\ 218 \\ \hline \end{array}$$

Copyright by Saxon Publishers, Inc. and Nancy Larson. Reproduction prohibited.

Name _____

Guided Class Practice 103A

*Saxon Math 3 (for use with **Lesson 103**)*

Date _____

Measure the date line using inches. _____"

1. The children in Room A scored 8 points less than the children in Room B. If the children in Room B scored 12 points, how many points did the children in Room A score?

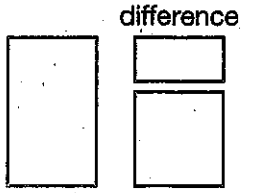

Number sentence _____

Answer _____

2. Trace the parallel line segments using a red crayon.

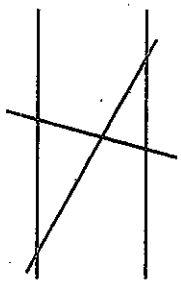

3. Write 548,156 using words. _____

_____

_____

Write twelve thousand, six hundred thirty using digits. _____

4. Find the products.

38 × 1,000 = _____ 60 × 100 = _____

5. Use the graph to answer the questions.

How many books did Alycia read? _____

How many more books did Alycia read than Shannte? _____

How many books did Michelle read? _____



6. Find the answers. Check subtraction answers by adding.

750	500	$23,294.81
− 284	− 218	+ 8,570.46
------	------	------

© Harcourt Achieve Inc. and Nancy Larson. All rights reserved.

Name _____

Date _____

Homework 103B

*Saxon Math 3 (for use with **Lesson 103**)*

1. The children in Room C scored 7 points less than the children in Room D. If the children in Room D scored 9 points, how many points did the children in Room C score?

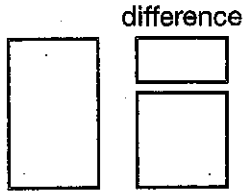

Number sentence _____

Answer _____

2. Trace the parallel line segments.

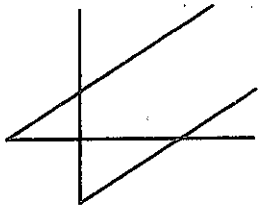

3. Write 131,247 using words. _____

_____

_____

Write twenty-three thousand, four hundred three using digits. _____

4. Find the products.

92 × 1,000 = _____ 20 × 100 = _____

5. Use the graph to answer the questions.

How many books did Sean read? _____

How many more books did Luis read than Sean? _____

How many books did Justin read? _____



6. Find the answers. Check subtraction answers by adding.

$$\begin{array}{r} 640 \\ -\ 371 \\ \hline \end{array} \qquad \begin{array}{r} 700 \\ -\ 593 \\ \hline \end{array} \qquad \begin{array}{r} \$78,219.08 \\ +\ 6,194.37 \\ \hline \end{array}$$

© Harcourt Achieve Inc. and Nancy Larson. All rights reserved.

Name _____

*Saxon Math 3 (for use with **Lesson 109**)*

Date _____

Draw a $\frac{3}{4}$" line segment. Make it 2" longer. How long is it now? _____

1. There are 20 children in Mrs. Williamson's class. She divided the children into 5 groups. How many children are in each group?

   Number sentence _____

   Answer _____

2. Write $25,690.17 as you would on a check.

   _____ Dollars

   Write thirty-six thousand, four hundred seven using digits. _____

3. It's quarter to five in the morning. Show the time on the clockface and write the digital time.

   _____



4. Fill in the missing addends.

   $32 + \square = 100$ $\qquad$ $\square + 49 = 100$

5. How much change will you receive from $1.00?

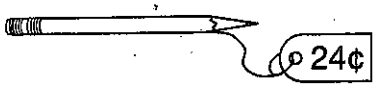

   _____

6. Trace a pair of perpendicular line segments using a green crayon.



7. Find the answers.

   $8 \times 400 =$ _____ $\qquad$ $9 \times 30 =$ _____ $\qquad$ $\begin{array}{r} 902 \\ -\ 316 \\ \hline \end{array}$

   $3 \times 5{,}000 =$ _____ $\qquad$ $20 \times 100 =$ _____

© Harcourt Achieve Inc. and Nancy Larson. All rights reserved.

Name _____

Date _____

Homework 109B

*Saxon Math 3 (for use with **Lesson 109**)*

1. There are 18 children in Mrs. Proto's class. She divided the children into 3 groups. How many children are in each group?

   Number sentence _____

   Answer _____

2. Write $57,803.12 as you would on a check.

   _____ Dollars

   Write twenty-eight thousand, seven hundred sixty using digits. _____

3. It's quarter to three in the afternoon. Show the time on the clockface and write the digital time.

   _____

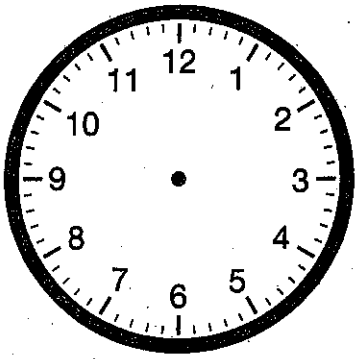

4. Fill in the missing addends.

   $27 + \square = 100$ $\qquad$ $\square + 58 = 100$

5. How much change will you receive from $1.00?

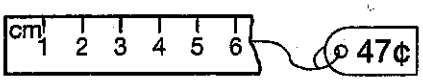

   _____

6. Trace a pair of perpendicular line segments using a crayon.

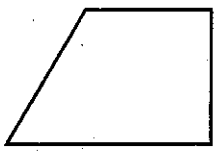

7. Find the answers.

   $8 \times 7{,}000 =$ _____ $\qquad$ $6 \times 70 =$ _____

   $9 \times 5{,}000 =$ _____ $\qquad$ $50 \times 100 =$ _____

$$\begin{array}{r} 704 \\ -\ 245 \\ \hline \end{array}$$

This page may not be reproduced without permission of Harcourt Achieve Inc.

© Harcourt Achieve Inc. and Nancy Larson. All rights reserved.

Get a jump start to Third Grade...

Name _____ Score _____

Class Fact Practice 131A

*Saxon Math 3 (for use with **Lesson 131**)*

Set 26: Multiplying by 11 and by 12

11 × 9	12 × 5	11 × 4	11 × 12	12 × 2
12 × 7	11 × 2	12 × 12	12 × 1	11 × 11
11 × 5	12 × 10	11 × 3	11 × 8	12 × 3
12 × 6	11 × 10	12 × 9	12 × 4	11 × 7 ok
12 × 8	11 × 1	12 × 12	11 × 6	12 × 11 ☺

This page may not be reproduced without permission of Harcourt Achieve Inc.

© Harcourt Achieve Inc. and Nancy Larson. All rights reserved.

Name _____ Score _____

Fact Homework 131B

Set 26: Multiplying by 11 and by 12

Saxon Math 3 (for use with Lesson 131)

1. Read the answers to someone.
2. Ask someone to time you for 1 minute as you write the answers.
3. Ask someone to check your paper and write your score.
4. Correct your mistakes and finish writing the answers.
5. Ask someone to sign your paper. Checked by _____

12 × 10	11 × 8	11 × 5	12 × 3	11 × 3
11 × 1	11 × 11	12 × 11	11 × 6	12 × 8
12 × 5	11 × 12	11 × 9	12 × 2	11 × 4
12 × 1	11 × 2	11 × 11	12 × 12	12 × 7 ok
12 × 4	11 × 10	12 × 6	11 × 7	12 × 9 ☺

This page may not be reproduced without permission of Harcourt Achieve Inc.

© Harcourt Achieve Inc. and Nancy Larson. All rights reserved.

Name _____ Score _____

Class Fact Practice 132A

*Saxon Math 3 (for use with **Lesson 132**)*

Set 26: Multiplying by 11 and by 12

11 × 7	12 × 4	12 × 9	11 × 10	12 × 6
12 × 3	11 × 8	11 × 3	12 × 10	11 × 5
11 × 11	12 × 1	12 × 12	11 × 2	12 × 7
12 × 8	11 × 1	12 × 11	11 × 6	11 × 11 ok
12 × 2	11 × 12	11 × 4	12 × 5	11 × 9 ☺

This page may not be reproduced without permission of Harcourt Achieve Inc.

© Harcourt Achieve Inc. and Nancy Larson. All rights reserved.

Name _____ Score _____

Fact Homework 132B

Set 26: Multiplying by 11 and by 12

Saxon Math 3 (for use with Lesson 132)

1. Read the answers to someone.
2. Ask someone to time you for 1 minute as you write the answers.
3. Ask someone to check your paper and write your score.
4. Correct your mistakes and finish writing the answers.
5. Ask someone to sign your paper. Checked by _____

12 × 12	11 × 2	12 × 1	11 × 11	12 × 7
11 × 12	12 × 5	11 × 9	12 × 2	11 × 4
12 × 4	11 × 10	12 × 9	11 × 7	12 × 6
12 × 10	11 × 8	11 × 5	12 × 3	11 × 3 ok
11 × 6	12 × 8	12 × 12	11 × 1	12 × 11 ☺

This page may not be reproduced without permission. Saxon Publishers, Inc.

© Harcourt Achieve Inc. and Nancy Larson. All rights reserved.

Name _____ Score _____

Class Fact Practice 133A

Saxon Math 3 (for use with Lesson 133)

Set 26: Multiplying by 11 and by 12

12 × 3	11 × 7	12 × 11	11 × 6	11 × 11
11 × 1	12 × 8	12 × 6	11 × 10	12 × 9
12 × 4	11 × 8	12 × 10	11 × 5	11 × 11
11 × 3	12 × 1	11 × 2	12 × 12	12 × 7 ok
11 × 12	12 × 2	11 × 9	12 × 5	11 × 4 ☺

This page may not be reproduced without permission of Harcourt Achieve Inc.

© Harcourt Achieve Inc. and Nancy Larson. All rights reserved.

Name _____ Score _____

Fact Homework 133B

Set 26: Multiplying by 11 and by 12

Saxon Math 3 (for use with Lesson 133)

1. Read the answers to someone.
2. Ask someone to time you for 1 minute as you write the answers.
3. Ask someone to check your paper and write your score.
4. Correct your mistakes and finish writing the answers.
5. Ask someone to sign your paper. Checked by _____

11 × 5	12 × 10	11 × 8	11 × 11	12 × 4
12 × 5	12 × 2	11 × 9	11 × 4	11 × 12
11 × 10	12 × 8	12 × 3	12 × 6	12 × 9
12 × 12	11 × 3	12 × 7	12 × 1	11 × 2 ok
11 × 1	11 × 7	12 × 12	11 × 6	12 × 11 ☺

This page may not be reproduced without permission of Harcourt Achieve Inc.

© Harcourt Achieve Inc. and Nancy Larson. All rights reserved.

Name _____ Score _____

Class Fact Practice 134A

Saxon Math 3 (for use with Lesson 134)

Set 26: Multiplying by 11 and by 12

12 × 4	11 × 10	12 × 6	11 × 7	12 × 9
11 × 2	12 × 1	12 × 12	11 × 11	12 × 7
12 × 12	12 × 11	12 × 8	11 × 1	11 × 6
12 × 2	11 × 9	11 × 4	12 × 5	11 × 12 ok
12 × 10	11 × 3	12 × 3	11 × 8	11 × 5 ☺

This page may not be reproduced without permission of Harcourt Achieve Inc.

© Harcourt Achieve Inc. and Nancy Larson. All rights reserved.

Name _____ Score _____

Fact Homework 134B

Set 26: Multiplying by 11 and by 12

Saxon Math 3 (for use with Lesson 134)

1. Read the answers to someone.
2. Ask someone to time you for 1 minute as you write the answers.
3. Ask someone to check your paper and write your score.
4. Correct your mistakes and finish writing the answers.
5. Ask someone to sign your paper. Checked by _____

11 × 9	12 × 5	11 × 12	12 × 2	11 × 4
12 × 7	12 × 12	11 × 2	12 × 12	11 × 11
11 × 3	12 × 10	11 × 8	12 × 3	11 × 5
12 × 6	12 × 9	11 × 10	11 × 7	12 × 4 ok
12 × 8	11 × 1	12 × 11	12 × 7	11 × 6 ☺

This page may not be reproduced without permission of Harcourt Achieve Inc.

© Harcourt Achieve Inc. and Nancy Larson. All rights reserved.