

Summer Review Pack

Use these pages for rainy days or long car trips!
Concepts to review during the summer:

Reading—Continue to read, read, read during the summer. Check out the Spartanburg library for the summer reading program.

Spelling—Review the attached word list.

Creative Writing—Practice writing complete sentences with correct capitalization and punctuation.

Handwriting—Second graders will begin writing on notebook paper when school begins. See attached sheet for format.

Math

Practice addition and subtraction facts

Counting money—quarters, dimes, nickels, and pennies

Counting and sequence of numbers

Count by 1's, 2's, 5's, 10's

Telling time—hour, half-hour, 5 minute and 1 minute intervals



Regrouping—addition and subtraction

All the numbers from 1 to 100.

1	2	3	4	5	6	7	8	9	10
11	12	13	14	15	16	17	18	19	20
21	22	23	24	25	26	27	28	29	30
31	32	33	34	35	36	37	38	39	40
41	42	43	44	45	46	47	48	49	50
51	52	53	54	55	56	57	58	59	60
61	62	63	64	65	66	67	68	69	70
71	72	73	74	75	76	77	78	79	80
81	82	83	84	85	86	87	88	89	90
91	92	93	94	95	96	97	98	99	100



Name: _____



1									
									100

This is an example of the way we show regrouping when adding 2 digit numbers.

$$\begin{array}{r} 37 \text{¢} \\ + 23 \text{¢} \\ \hline 60 \text{¢} \end{array}$$

$$\begin{array}{r} 56 \text{¢} \\ + 36 \text{¢} \\ \hline 92 \text{¢} \end{array}$$

Add the pennies first.

Can we trade for a dime?

Write the 1 at the bottom of the dimes column.

How many pennies are left?

Write that number in the pennies column.

Use the dimes/pennies game mat to solve these problems.

$$\begin{array}{r} 43 \text{¢} \\ + 25 \text{¢} \\ \hline \end{array}$$

$$\begin{array}{r} 49 \text{¢} \\ + 37 \text{¢} \\ \hline \end{array}$$

$$\begin{array}{r} 28 \text{¢} \\ + 33 \text{¢} \\ \hline \end{array}$$

$$\begin{array}{r} 28 \text{¢} \\ + 13 \text{¢} \\ \hline \end{array}$$

$$\begin{array}{r} 8 \text{¢} \\ + 45 \text{¢} \\ \hline \end{array}$$

Add with Regrouping

Add the ones

$$\begin{array}{r} 36 \\ + 26 \\ \hline \end{array}$$

Regroup


$$\begin{array}{r} 36 \\ + 26 \\ \hline 2 \end{array}$$

Add the tens

$$\begin{array}{r} 36 \\ + 26 \\ \hline 62 \end{array}$$

$$6 + 6 = 12$$

12 ones = 1 ten 2 ones



Add. Regroup if needed.

1.
$$\begin{array}{r} 29 \\ + 23 \\ \hline \end{array}$$

$$\begin{array}{r} 17 \\ + 18 \\ \hline \end{array}$$

$$\begin{array}{r} 58 \\ + 24 \\ \hline \end{array}$$

$$\begin{array}{r} 32 \\ + 28 \\ \hline \end{array}$$

2.
$$\begin{array}{r} 17 \\ + 43 \\ \hline \end{array}$$

$$\begin{array}{r} 57 \\ + 29 \\ \hline \end{array}$$

$$\begin{array}{r} 44 \\ + 17 \\ \hline \end{array}$$


$$\begin{array}{r} 54 \\ + 39 \\ \hline \end{array}$$

3.
$$\begin{array}{r} 24 \\ + 26 \\ \hline \end{array}$$

$$\begin{array}{r} 15 \\ + 56 \\ \hline \end{array}$$

$$\begin{array}{r} 78 \\ + 13 \\ \hline \end{array}$$

$$\begin{array}{r} 77 \\ + 15 \\ \hline \end{array}$$

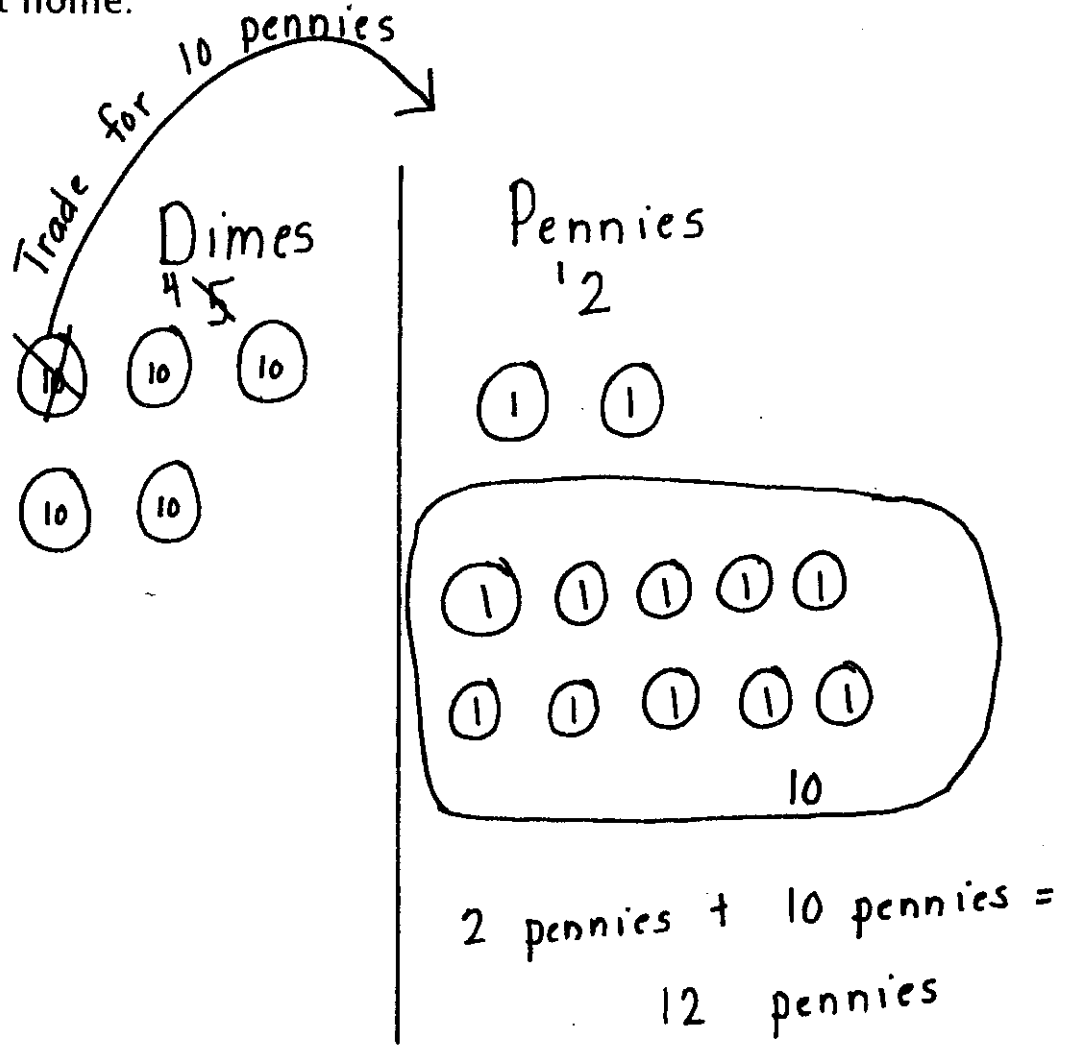


Subtraction with Regrouping

This is a concept that takes more time to master. We have worked on this in class by counting coins and then by drawing coins to illustrate the process. This is a guide that may help your child at home.

Example:

D	P	
5	2	¢
3	6	¢
1	6	¢



1. Look at the pennies side. Can you subtract? $2 - 6 =$
2. Trade 1 dime for 10 pennies.
3. Change the numbers to show 4 dimes 12 pennies
4. Subtract

Subtract with Regrouping

Subtract the **ones**.

Regroup

Subtract **ones**.

Subtract **tens**.

$$\begin{array}{r} 52 \\ - 28 \\ \hline \end{array}$$



You can not take 8 away from 2. So, regroup the 5 tens to have more ones.

$$\begin{array}{r} 4 \ 12 \\ \cancel{5} \ \cancel{2} \leftarrow \\ - 28 \\ \hline \end{array}$$

52 = 5 tens 2 ones
= 4 tens 12 ones

$$\begin{array}{r} 4 \ 12 \\ \cancel{5} \ \cancel{2} \\ - 28 \\ \hline 4 \end{array}$$

12 - 8 = 4

$$\begin{array}{r} 4 \ 12 \\ \cancel{5} \ \cancel{2} \\ - 28 \\ \hline 24 \end{array}$$

4 - 2 = 2



Subtract. Regroup if needed. Write the **difference**.

1.
$$\begin{array}{r} 62 \\ - 38 \\ \hline \end{array}$$

$$\begin{array}{r} 80 \\ - 24 \\ \hline \end{array}$$

$$\begin{array}{r} 73 \\ - 27 \\ \hline \end{array}$$

$$\begin{array}{r} 56 \\ - 45 \\ \hline \end{array}$$

2.
$$\begin{array}{r} 50 \\ - 25 \\ \hline \end{array}$$

$$\begin{array}{r} 93 \\ - 65 \\ \hline \end{array}$$

$$\begin{array}{r} 78 \\ - 38 \\ \hline \end{array}$$

$$\begin{array}{r} 88 \\ - 49 \\ \hline \end{array}$$

3.
$$\begin{array}{r} 46 \\ - 17 \\ \hline \end{array}$$

$$\begin{array}{r} 85 \\ - 21 \\ \hline \end{array}$$

$$\begin{array}{r} 77 \\ - 49 \\ \hline \end{array}$$


$$\begin{array}{r} 84 \\ - 66 \\ \hline \end{array}$$

Check your answers by adding.



Addition and Subtraction 13-18: Mixed Practice

Solve each problem below.



1. $\begin{array}{r} 1 \\ +8 \\ \hline 9 \end{array}$ $\begin{array}{r} 16 \\ -6 \\ \hline \end{array}$ $\begin{array}{r} 15 \\ -0 \\ \hline \end{array}$ $\begin{array}{r} 4 \\ +11 \\ \hline \end{array}$ $\begin{array}{r} 15 \\ +1 \\ \hline \end{array}$ $\begin{array}{r} 10 \\ +3 \\ \hline \end{array}$ $\begin{array}{r} 16 \\ -10 \\ \hline \end{array}$

2. $\begin{array}{r} 5 \\ +8 \\ \hline \end{array}$ $\begin{array}{r} 3 \\ +11 \\ \hline \end{array}$ $\begin{array}{r} 18 \\ -9 \\ \hline \end{array}$ $\begin{array}{r} 9 \\ +5 \\ \hline \end{array}$ $\begin{array}{r} 16 \\ -7 \\ \hline \end{array}$ $\begin{array}{r} 11 \\ +7 \\ \hline \end{array}$ $\begin{array}{r} 15 \\ -13 \\ \hline \end{array}$

3. $\begin{array}{r} 17 \\ -11 \\ \hline \end{array}$ $\begin{array}{r} 18 \\ -0 \\ \hline \end{array}$ $\begin{array}{r} 11 \\ +4 \\ \hline \end{array}$ $\begin{array}{r} 7 \\ +6 \\ \hline \end{array}$ $\begin{array}{r} 16 \\ -11 \\ \hline \end{array}$ $\begin{array}{r} 14 \\ -9 \\ \hline \end{array}$ $\begin{array}{r} 10 \\ +8 \\ \hline \end{array}$

4. $\begin{array}{r} 18 \\ -4 \\ \hline \end{array}$ $\begin{array}{r} 11 \\ -3 \\ \hline \end{array}$ $\begin{array}{r} 8 \\ +8 \\ \hline \end{array}$ $\begin{array}{r} 16 \\ -9 \\ \hline \end{array}$ $\begin{array}{r} 14 \\ -5 \\ \hline \end{array}$ $\begin{array}{r} 13 \\ +5 \\ \hline \end{array}$ $\begin{array}{r} 4 \\ +13 \\ \hline \end{array}$

5. $\begin{array}{r} 14 \\ +4 \\ \hline \end{array}$ $\begin{array}{r} 15 \\ -12 \\ \hline \end{array}$ $\begin{array}{r} 8 \\ +9 \\ \hline \end{array}$ $\begin{array}{r} 18 \\ -12 \\ \hline \end{array}$ $\begin{array}{r} 6 \\ +9 \\ \hline \end{array}$ $\begin{array}{r} 15 \\ -9 \\ \hline \end{array}$ $\begin{array}{r} 14 \\ -3 \\ \hline \end{array}$

6. $\begin{array}{r} 17 \\ -10 \\ \hline \end{array}$ $\begin{array}{r} 9 \\ +9 \\ \hline \end{array}$ $\begin{array}{r} 0 \\ +15 \\ \hline \end{array}$ $\begin{array}{r} 16 \\ -7 \\ \hline \end{array}$ $\begin{array}{r} 16 \\ -0 \\ \hline \end{array}$ $\begin{array}{r} 2 \\ +16 \\ \hline \end{array}$ $\begin{array}{r} 5 \\ +12 \\ \hline \end{array}$

Subtraction 13–18: Problem Solving

Solve each problem by writing the difference.

$$\begin{array}{r}
 1. \quad 15 \\
 \quad -8 \\
 \hline
 \quad 7
 \end{array}
 \quad
 \begin{array}{r}
 13 \\
 \quad -7 \\
 \hline
 \quad 6
 \end{array}
 \quad
 \begin{array}{r}
 16 \\
 \quad -4 \\
 \hline
 \quad 12
 \end{array}
 \quad
 \begin{array}{r}
 18 \\
 \quad -18 \\
 \hline
 \quad 0
 \end{array}
 \quad
 \begin{array}{r}
 17 \\
 \quad -6 \\
 \hline
 \quad 11
 \end{array}
 \quad
 \begin{array}{r}
 14 \\
 \quad -7 \\
 \hline
 \quad 7
 \end{array}$$

$$\begin{array}{r}
 2. \quad 14 \\
 \quad -11 \\
 \hline
 \quad 3
 \end{array}
 \quad
 \begin{array}{r}
 16 \\
 \quad -2 \\
 \hline
 \quad 14
 \end{array}
 \quad
 \begin{array}{r}
 15 \\
 \quad -15 \\
 \hline
 \quad 0
 \end{array}
 \quad
 \begin{array}{r}
 13 \\
 \quad -9 \\
 \hline
 \quad 4
 \end{array}
 \quad
 \begin{array}{r}
 18 \\
 \quad -5 \\
 \hline
 \quad 13
 \end{array}
 \quad
 \begin{array}{r}
 15 \\
 \quad -6 \\
 \hline
 \quad 9
 \end{array}$$

$$\begin{array}{r}
 3. \quad 17 \\
 \quad -0 \\
 \hline
 \quad 17
 \end{array}
 \quad
 \begin{array}{r}
 16 \\
 \quad -10 \\
 \hline
 \quad 6
 \end{array}
 \quad
 \begin{array}{r}
 14 \\
 \quad -3 \\
 \hline
 \quad 11
 \end{array}
 \quad
 \begin{array}{r}
 17 \\
 \quad -10 \\
 \hline
 \quad 7
 \end{array}
 \quad
 \begin{array}{r}
 16 \\
 \quad -0 \\
 \hline
 \quad 16
 \end{array}
 \quad
 \begin{array}{r}
 15 \\
 \quad -11 \\
 \hline
 \quad 4
 \end{array}$$

$$\begin{array}{r}
 4. \quad 16 \\
 \quad -7 \\
 \hline
 \quad 9
 \end{array}
 \quad
 \begin{array}{r}
 13 \\
 \quad -2 \\
 \hline
 \quad 11
 \end{array}
 \quad
 \begin{array}{r}
 18 \\
 \quad -16 \\
 \hline
 \quad 2
 \end{array}
 \quad
 \begin{array}{r}
 14 \\
 \quad -5 \\
 \hline
 \quad 9
 \end{array}
 \quad
 \begin{array}{r}
 15 \\
 \quad -12 \\
 \hline
 \quad 3
 \end{array}
 \quad
 \begin{array}{r}
 17 \\
 \quad -11 \\
 \hline
 \quad 6
 \end{array}$$


$$\begin{array}{r}
 5. \quad 18 \\
 \quad -1 \\
 \hline
 \quad 17
 \end{array}
 \quad
 \begin{array}{r}
 14 \\
 \quad -9 \\
 \hline
 \quad 5
 \end{array}
 \quad
 \begin{array}{r}
 16 \\
 \quad -3 \\
 \hline
 \quad 13
 \end{array}
 \quad
 \begin{array}{r}
 17 \\
 \quad -8 \\
 \hline
 \quad 9
 \end{array}
 \quad
 \begin{array}{r}
 14 \\
 \quad -10 \\
 \hline
 \quad 4
 \end{array}
 \quad
 \begin{array}{r}
 15 \\
 \quad -5 \\
 \hline
 \quad 10
 \end{array}$$

$$\begin{array}{r}
 6. \quad 15 \\
 \quad -13 \\
 \hline
 \quad 2
 \end{array}
 \quad
 \begin{array}{r}
 13 \\
 \quad -6 \\
 \hline
 \quad 7
 \end{array}
 \quad
 \begin{array}{r}
 18 \\
 \quad -7 \\
 \hline
 \quad 11
 \end{array}
 \quad
 \begin{array}{r}
 15 \\
 \quad -9 \\
 \hline
 \quad 6
 \end{array}
 \quad
 \begin{array}{r}
 18 \\
 \quad -12 \\
 \hline
 \quad 6
 \end{array}
 \quad
 \begin{array}{r}
 14 \\
 \quad -6 \\
 \hline
 \quad 8
 \end{array}$$



Add More Numbers

To check your answer,
add the numbers
in the opposite order.



$$\begin{array}{r} 1 \\ 53 \\ 84 \\ + 9 \\ \hline 146 \end{array}$$

$$\begin{array}{r} 19 \\ 84 \\ + 53 \\ \hline 146 \end{array}$$

Add. Regroup if needed. Write the **sum**.

1.
$$\begin{array}{r} 32 \\ 21 \\ + 15 \\ \hline \end{array}$$

$$\begin{array}{r} 63 \\ 12 \\ + 44 \\ \hline \end{array}$$

$$\begin{array}{r} 73 \\ 6 \\ + 25 \\ \hline \end{array}$$

$$\begin{array}{r} 97 \\ 98 \\ + 99 \\ \hline \end{array}$$

2.
$$\begin{array}{r} 12 \\ 14 \\ 15 \\ + 18 \\ \hline \end{array}$$

$$\begin{array}{r} 45 \\ 21 \\ 30 \\ + 24 \\ \hline \end{array}$$

$$\begin{array}{r} 64 \\ 8 \\ 37 \\ + 40 \\ \hline \end{array}$$

$$\begin{array}{r} 56 \\ 55 \\ 4 \\ + 8 \\ \hline \end{array}$$

3. $43 + 6 + 50 = \underline{\quad}$

$78 + 31 + 88 = \underline{\quad}$

4. $65 + 35 + 68 = \underline{\quad}$

$37 + 8 + 39 = \underline{\quad}$

5. $25 + 12 + 31 + 20 = \underline{\quad}$

$40 + 50 + 60 + 70 = \underline{\quad}$

6. $76 + 43 + 5 + 22 = \underline{\quad}$

$25 + 35 + 45 + 55 = \underline{\quad}$

7. This one is a challenge! $12 + 23 + 34 + 45 + 56 + 67 + 78 + 89 = \underline{\quad}$


Add More Numbers



$$\begin{array}{r} 7 \\ 6 \\ + 3 \\ \hline 16 \end{array}$$

You can add numbers in any order.
Look for tens to make the adding easier.

$7 + 3 = 10$
Then $10 + 6 = 16$.
It's easy!



Add: Write the sum.

1.
$$\begin{array}{r} 4 \\ 3 \\ + 6 \\ \hline \end{array}$$

$$\begin{array}{r} 2 \\ 7 \\ + 8 \\ \hline \end{array}$$

$$\begin{array}{r} 5 \\ 6 \\ + 5 \\ \hline \end{array}$$

$$\begin{array}{r} 9 \\ 4 \\ + 1 \\ \hline \end{array}$$

2.
$$\begin{array}{r} 3 \\ 8 \\ + 0 \\ \hline \end{array}$$

$$\begin{array}{r} 6 \\ 8 \\ + 4 \\ \hline \end{array}$$

$$\begin{array}{r} 2 \\ 3 \\ + 9 \\ \hline \end{array}$$

$$\begin{array}{r} 7 \\ 1 \\ + 7 \\ \hline \end{array}$$

3.
$$\begin{array}{r} 6 \\ 2 \\ 5 \\ + 4 \\ \hline \end{array}$$

$$\begin{array}{r} 7 \\ 2 \\ 0 \\ + 3 \\ \hline \end{array}$$

$$\begin{array}{r} 3 \\ 4 \\ 5 \\ + 6 \\ \hline \end{array}$$

$$\begin{array}{r} 4 \\ 4 \\ 4 \\ + 4 \\ \hline \end{array}$$

4. $6 + 7 + 4 = \underline{\quad}$

$7 + 2 + 3 = \underline{\quad}$

5. $8 + 5 + 2 = \underline{\quad}$


$9 + 0 + 9 = \underline{\quad}$

6. $6 + 7 + 2 + 3 = \underline{\quad}$

$4 + 5 + 6 + 5 = \underline{\quad}$

Introduction to Multiplication


Multiplication is a short way to add groups of equal size.



You can add: $2 + 2 + 2 = 6$

Meaning: 3 groups of $2 = 6$

You can multiply: $3 \times 2 = 6$



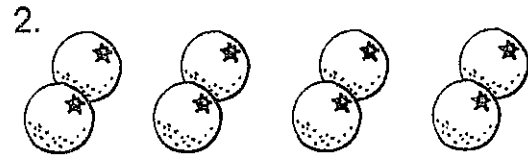
Write addition and multiplication sentences to tell how many.



$3 + 3 = 6$

2 groups of $3 = 6$


$2 \times 3 = 6$



$2 + 2 + 2 + 2 = 8$

4 groups of $2 = 8$


$4 \times 2 = 8$



$3 + 3 + 3 = 9$

3 groups of $3 = 9$

$3 \times 3 = 9$




$1 + 1 + 1 + 1 = 4$

4 groups of $1 = 4$

$4 \times 1 = 4$

MATH



Show how these number families work.

6, 8, 14

$$\underline{\quad} + \underline{\quad} = \underline{\quad}$$

$$\underline{\quad} + \underline{\quad} = \underline{\quad}$$

$$\underline{\quad} - \underline{\quad} = \underline{\quad}$$

$$\underline{\quad} - \underline{\quad} = \underline{\quad}$$

3, 18, 21

$$\underline{\quad} + \underline{\quad} = \underline{\quad}$$

$$\underline{\quad} + \underline{\quad} = \underline{\quad}$$

$$\underline{\quad} - \underline{\quad} = \underline{\quad}$$

$$\underline{\quad} - \underline{\quad} = \underline{\quad}$$

6, 13, 19

$$\underline{\quad} + \underline{\quad} = \underline{\quad}$$

$$\underline{\quad} + \underline{\quad} = \underline{\quad}$$

$$\underline{\quad} - \underline{\quad} = \underline{\quad}$$

$$\underline{\quad} - \underline{\quad} = \underline{\quad}$$

4, 16, 20

$$\underline{\quad} + \underline{\quad} = \underline{\quad}$$

$$\underline{\quad} + \underline{\quad} = \underline{\quad}$$

$$\underline{\quad} - \underline{\quad} = \underline{\quad}$$

$$\underline{\quad} - \underline{\quad} = \underline{\quad}$$

3, 15, 18

$$\underline{\quad} + \underline{\quad} = \underline{\quad}$$

$$\underline{\quad} + \underline{\quad} = \underline{\quad}$$

$$\underline{\quad} - \underline{\quad} = \underline{\quad}$$

$$\underline{\quad} - \underline{\quad} = \underline{\quad}$$

5, 17, 22

$$\underline{\quad} + \underline{\quad} = \underline{\quad}$$

$$\underline{\quad} + \underline{\quad} = \underline{\quad}$$

$$\underline{\quad} - \underline{\quad} = \underline{\quad}$$

$$\underline{\quad} - \underline{\quad} = \underline{\quad}$$

Skills: Addition and subtraction facts

MATH

Subtracting is the opposite of adding.

Begin with 3 apples. Add 2.

$$3 + 2 = 5$$



Now subtract 2.

$$5 - 2 = 3$$



You're back to 3.

Addition and subtraction sentences with the same numbers make up a family of facts.

Meet the 8, 6, 14 family.

$8 + 6 = 14$	$14 - 8 = 6$
$6 + 8 = 14$	$14 - 6 = 8$

Show how these number families work.

7, 9, 16

$$7 + 9 = \underline{\quad}$$

$$9 + 7 = \underline{\quad}$$

$$16 - 9 = \underline{\quad}$$

$$16 - 7 = \underline{\quad}$$

5, 3, 8

$$5 + \underline{\quad} = 8$$

$$3 + \underline{\quad} = 8$$

$$8 - 5 = \underline{\quad}$$

$$\underline{\quad} - 3 = 5$$

6, 5, 11

$$\underline{\quad} + \underline{\quad} = \underline{\quad}$$

$$\underline{\quad} + \underline{\quad} = \underline{\quad}$$

$$\underline{\quad} - \underline{\quad} = \underline{\quad}$$

$$\underline{\quad} - \underline{\quad} = \underline{\quad}$$

7, 8, 15

$$\underline{\quad} + \underline{\quad} = \underline{\quad}$$

$$\underline{\quad} + \underline{\quad} = \underline{\quad}$$

$$\underline{\quad} - \underline{\quad} = \underline{\quad}$$

$$\underline{\quad} - \underline{\quad} = \underline{\quad}$$

5, 14, 19

$$\underline{\quad} + \underline{\quad} = \underline{\quad}$$

$$\underline{\quad} + \underline{\quad} = \underline{\quad}$$

$$\underline{\quad} - \underline{\quad} = \underline{\quad}$$

$$\underline{\quad} - \underline{\quad} = \underline{\quad}$$

9, 3, 12

$$\underline{\quad} + \underline{\quad} = \underline{\quad}$$

$$\underline{\quad} + \underline{\quad} = \underline{\quad}$$

$$\underline{\quad} - \underline{\quad} = \underline{\quad}$$

$$\underline{\quad} - \underline{\quad} = \underline{\quad}$$

Skills: Addition and subtraction facts

“Reading Takes You Places”

Summer Reading Book Project and Reading Log

Dear Parents of Rising Second Graders,

Reading should be a daily part of your child’s summer activities. Let your child read books that are enjoyable and that can be read with relative ease. Reading, independently and aloud, aids in maintaining important skills over the summer.

Your child’s reading list is organized by levels to help you find a book easily and on your child’s reading level. If your child is new to Oakbrook, or if you are unsure of your child’s level, keep in mind that most students going into second grade are reading on levels H, I, J, or K. Your child is not restricted to the books on these lists, however reading on the correct level will be most beneficial.

Make a fun outing of visiting the library this summer to check out books. We look forward to the progress your child will make over the summer. Please read, read, read!


Sincerely,


Susan Hollingsworth and Suzanne Putnam

Second Grade Team,

Oakbrook Preparatory School

Please record your child’s reading on the Reading Log and give to your second grade teacher on the first full day of school.






Character Can Book Report

Each rising second grade student is required to choose one book to complete this project.

1. Once the book has been read, students are expected to dress a can (*Pringle's can works best*) as though it were the main character of the story. Students can use cloth, buttons, yarn, or whatever they choose in the design of their "character can".
2. Students are expected to place 5 items inside the can that represent the character, the event(s), and/or the setting. (For example, for *The Three Little Pigs*, the can may contain straw, twig, brick, small plastic wolf, etc.)
3. Upon completion of the project, the student will be expected to share his/her character can and its contents with the rest of the class.
4. Students should practice their presentation at home so they can stand in front of the class confidently.

Due: First full day of school



Grade 2
Summer
Reading
Lists!

Levels E-O

Summer reading lists and
reading log! Organized by
guided reading level.

Second Grade Summer Reading List

Level E

Frog Lunch by Lillegard

The Foot Book by Seuss

Ready to Read series

Dial Easy to Read series, level 2

Green Light Readers series, level 2

I Can Read series:

Fancy Nancy (Beginning 1 reader)

Hello Readers series:

Who Am I?

My Dog Talks (Level 1)

Step into Reading series

A Dream for a Princess (Step 2)

Happy Birthday Princess (Step 1)

Happy Mother's Day

Jack and Jill (Step 1)

Level F

This is the House That Jack Built by Adams

Step into Reading series

David and the Giant

The Teeny Tiny Woman

Surprise for a Princess
That's Not Santa
Itchy, Itchy Chicken Pox
We Eat Dinner in the Bathtub
Silly Sara

An I Can Read Book series
Baa-Choo

Hello Reader Series
Monkey See, Monkey Do

Level G

Peanut Butter, Jelly by Westcott, N.

Three Little Kittens by Galdone

Hello Reader series
Buzz Said the Bee
The Great Race Class Picture Day
Monster Math
More Spaghetti I Say!
The Lunch Box Surprise

Step into Reading series
Thomas and the School Trip (Step 1)
P.J. Funnybunny Camps Out
Flying High (Step!)

Level H

Goodnight Moon by Brown, M.

Dogs Don't Wear Sneakers by Numeroff

Mercy Watson, Something Wonky This Way Comes by Di Camillo, K.

The Enormous Potato by Davis

We Are Best Friends by Alike

Sammy the Seal by Hoff, Syd

A Kiss for Little Bear by Marinak, E.

Just Me and My Daddy by Mayer, M.

An I Can Read series

Danny and the Dinosaur Go to Camp
Happy Birthday, Danny and the Dinosaur!

My First I Can Read Book

Biscuits Big Friend

Level I

Just Grandpa and Me by Mayer, M.

Fred Stays with Me by Coffelt

Small Pig by Lovel, A.

Who Took He Farmers Hat by Nodset, J.

Happy Birthday, Sam by Hutchins, P.

Henny Penny by Galdone, P.

Thee Billy Goats Gruff by Brown, Marcia

The Very Busy Spider by Carle, E.

A Color of His Own by Lionni, Leo

I Can Read series

Mac and Cheese

Max Spaniel series

Best Show in Town

Funny Lunch

Dinosaur Hunt

Step into Reading series

Doggerella

Hello Reader series

Two Crazy Pigs

My Tooth Is About to Fall Out

Hiccups for Elephant

All Tutus Should Be Pink

Bookstore Cat

Monkey-Monkey's Trick

Level J

Cowgirl Kate and Cocoa, School Days by Silverman, E.

Hop on Pop by Keats

The Snowy Day by Galdone

The Stray Dog by Simont

To Market, To Market by Miranda

Morning, Noon, and Night (poems) by Taberski

Space Cave by Marshall

Sheep in a Jeep by Apple

Beautiful Blackbird by Bryan

White Snow, Bright Snow by Tresselt

Charlie Parker Played Be Bop by Raschka

Danny and the Dinosaur by Hoff, Syd

Doorbell Rang by Hutchins, P.

Skyfire by Asch, Frank

Ten Apples Up On Top by Seuss

Best Nest by Eastman, P.

Henry and Mudge series

Hello Reader series

Fraidy Cats

I Can Read series

Fancy Nancy Fancy

Nancy and the 100th Day of School

The Dazzling Book Report

Pinkalicious and the Cupcake Calamity

Iris and Walter series

Level K

The Day Jimmy's Boa Ate the Wash by Nobel, Trinka

Arthur's Eyes by Brown

Step into Reading series

Lewis and Clark, A Prairie Dog (Step 3)

Arthur Lost in the Museum (Step 3)

High-Rise Private Eyes series

The Case of the Sleepy Sloth

The Case of the Troublesome Turtle

The Case of the Puzzling Possum

The Case of the Fidgety Fox

Cowgirl Kate series

Cowgirl Kate and Cocoa

Cowgirl Kate and Cocoa, Partners

Mercy Watson series by DiCamillo, K.

If You Give a Mouse a Cookie (and others) by Numeroff, L.

Frog and Toad series by Lobel, A.

Nate the Great series by Sharmat, M.

Level M

Arthur Series by Marc Brown
Arthur and the Lost Diary
Arthur Makes the Team
Arthurs Mystery Envelope

The Beast in Ms Rooney's Room by Patricia Reilly Giff
The Secret at the Polk Street School by Patricia Reilly Giff

Double Play at Short by Matt Christopher
The Hit-Away Kid by Matt Christopher

The Junie B Jones Series by Barbara Park
Junie B Jones is a Party Animal
Junie B Jones and the Stupid Smelly Bus

Five True Dog Stories by Margaret Davidson
Five True Dolphin Stories by Margaret Davidson
Five True Horse Stories by Margaret Davidson

Cam Jansen Series by David Adler
Cam Jansen and the Birthday Mystery
Cam Jansen and the Ghostly Mystery
Cam Jansen and the Catnapping Mystery

The Littles Series by John Peterson
The Littles Get Lost
The Littles and the Summer Storm
The Littles go around the World

Bailey School Kids Series by Marcia Thornton Jones + Debbie Dadey
Dragons Don't Throw Snowballs
Knights Don't Teach Piano
Ghosts Don't Ride Wild Horses

Level L

One Fish, Two Fish, Red Fish, Blue Fish by Seuss

Arthur Babysits by Brown, M.

An I Can Read Book series

There Is a Carrot in My Ear

I Can Read series

Fancy Nancy and the Delectable Cupcakes

Marley's big Adventure

Cam Jansen series

The Mystery of the Monster Movie

Mystery of the Monkey House

Mystery of the Babe Ruth Baseball

Mystery of the Stolen Diamonds

Triceratops Pops Mystery

Mystery of the Gold Coins

Mystery of the Carnival Prize

Rainbow Magic Series

Fern, the Green Fairy

Sky, the Blue Fairy



Level 0

Chocolate Fever by Robert Smith
The Ramona Series by Beverly Cleary
Ramona the Brave
Ramona the Pest
Henry and Beezus

Pony Pals Series by Jeanne Betancourt
A Pony for Keeps
A Pony in Trouble
Pony to the Rescue

Socks by Beverly Cleary
Runaway Ralph by Beverly Cleary

Dragon Slayers Academy Series by by Kate McMullan
Double Dragon Trouble
Danger Wizard at Work!
Revenge of the Dragon Lady

Clementine Series by Sara Pennypacker
The Talented Clementine
Clementine's Letter
Clementine and the Spring Trip

Level N

Amber Brown Series by Paula Danziger

Amber Brown Goes Fourth

Amber Brown Is Not a Crayon

The Jillian Series by Ann Cameron

Stories Jillian Tells

More Stories Jillian Tells

More stories Huey Tells

Jigsaw Joes Series by James Preller

The Case of the Great Sled Race

The Case of the Stinky Science Project

Andy Russell Series by David Adler

The Many Troubles of Andy Russell


Andy Russell Not Wanted by the Police

Flat Stanley by Jeff Brown

The Stink Series by Megan McDonald

Stink and the Incredible Super-Galactic Jawbreaker


Stink and the Great Guinea Pig Express



Name: _____ Date: _____

🍏 My Reading Log 🍏

1. _____
2. _____
3. _____
4. _____
5. _____
6. _____
7. _____
8. _____
9. _____
10. _____
11. _____
12. _____
13. _____
14. _____
15. _____
16. _____
17. _____
18. _____
19. _____
20. _____




Artwork Copyright © Original Country Clipart by Lisa www.countryclipart.com

Name: _____ Date: _____

🍏 My Reading Log 🍏

1. _____
2. _____
3. _____
4. _____
5. _____
6. _____
7. _____
8. _____
9. _____
10. _____
11. _____
12. _____
13. _____
14. _____
15. _____
16. _____
17. _____
18. _____
19. _____
20. _____



Decodable High-frequency Words

after	get	little	them
am	had	make	then
and	has	me	these
as	he	much	this
ask	help	my	three
at	her	no	under
be	here	not	up
best	him	off	us
big	his	on	we
but	I	put	when
can	if	ran	which
did	in	ride	why
every	is	say	will
fast	it	see	with
first	just	she	yes
five	keep	so	
gave	like	that	

Outlaw Words

a	hurray	to
an	lived	today
are	Mr.	too
away	of	two
climb	oh.	walk
come	once	want (s)
could	one	was
do	out	water
does	pull	were
eight	said	what
eyes	says	where
for	seven	would
four	should	wrote
guess	show	you
half	the	your
have	they	
heard	thing	

first grade spelling words

This is the list of spelling words that first grade students will be expected to spell as they enter second grade. Please review these during the summer.

a	it
all	not
and	of
are	on
as	one
at	or
be	that
but	the
by	they
for	this
from	to
had	was
have	were
he	what
his	when
I	with
in	you
is	

Example of 2nd grade Writing format

○

Name

Date (in digits)

Aa

Bb

Cc

Dd

Ee

Ff

Gg

Hh

Ii

Jj

Kk

Ll

Mm

Nn

Oo

Pp

Qq

Rr

Ss

Tt

○

Uu

Vv

Ww

Xx

Yy

Zz

○

Name _____

The Chocolate Cake Mess

Oh, Oh! Now I did it! I put my fingers in Mother's chocolate cake. She will be mad! What will I do now? Hide in my room? No! Throw the cake away? No! Tell my mom I goofed? Right! O.K. I'll lick my fingers and go find my mother.

1. What's the problem?

2. Who will be mad?



3. Name two wrong things I could do.

4. What is the right thing to do?

5. Why will I lick my fingers?

Name _____

A Mouse In Our House

There's a mouse in our house. We can't find it. We have never seen it. It eats our cheese. It makes noise at night. It makes our cat run all over the house. I hear it under my bed at night. Some day I'll see that mouse. Until then, I'll call it — Mr. Invisible!

1. Who is this story about?

2. Where does the mouse live?

3. What does it eat?

4. What does the cat do?

5. Where can I hear the mouse at night?

6. What is the mouse's name?

7. Make a picture of the first sentence.

