



Summertime

Is Almost Here!

... but before you know it, August will be here and it will be time to head back to school!

We're sending home a little "Summer Care Package" to keep your skills sharp!

Enclosed you will find some fun math activities, a journal so you can write and draw about all your summer fun, some handwriting practice sheets, and some reading activities. Don't forget to visit the library regularly, too!

SUMMER MATH FUN

Your kindergartner worked so hard this year learning many skills. In order to help keep their skills sharp and ready for first grade, here are a few activities/ideas that you can do over the summer.

Around the house activities:

*While unpacking groceries, have them count the number of items in two bags and add them together. They can write the number sentence or just tell you. An alternative is to count how many items are in a bag, you take a number out and now you have subtraction!

*Use Legos blocks, cars, plates from their play kitchen (anything of the same size) and measure things. If you have Legos and paper clips, measure the same item and talk about why one unit of measure required more than the other. We worked briefly with rulers (INCHES), it would be great to practice lining the ruler up from the end (not number 1) to measure anything, placemats, boxes, DVD cases, etc.

*Make patterns with toys, fabric scraps, tools, different kinds of snack items, even crayons.

Examples: car, truck, car, truck

red crayon, red crayon, blue crayon, red, red, blue

Cheeto, Goldfish, Goldfish, Cheeto

*Need a reward system? Try this! Determine how they may earn money, a penny, a dime, a nickel, and a quarter. Buy some things at the dollar store and price them 1 cent, 15 cents, etc. At the end of a day or week (your choice) they may go to YOUR store with the money they have earned and "buy" something, but they have to count out the money and think about whether they have enough for what they want to buy and then count it out to you!

OR simply, get some coins and have them count the amount.

*Driving in the car call out 2 numbers and have them tell you a number that comes in between.

*Hang a calendar where they can look at it and talk each day about the month, day of the week and date. Specifically ask, "What is the day of the week?" "What month is this?" The terminology tends to confuse them

so the more they hear it, the more familiar they will become. They will need to mark off each day in order to help them keep track.

*While cleaning their rooms or helping unload the dishwasher, talk about sorting similar items. All cars go in this basket, or forks go here, knives go there. You can sort by color shape, first letter of the word, you name it!

*Help them divide or cut their sandwich in half.

*As you are cooking or baking, let them assist with measuring (at least looking at the measuring cup and talking with them about $1/2$ and that 2 halves make a whole).


*When cleaning up or simply playing, talk about the weight of objects, this one heavier or this one is the heaviest, etc.

*Make them aware of clocks around them and time to the hour. For example, tell them "We are leaving at 1:00." and then let them tell you when the clock says 1:00. Or, you can use bedtime... "You are going to bed at 9:00."

Included in your packet are math fact flash cards. You may make as many copies of these as you would like for pencil/paper work or cut them apart, keep them in a zip-loc or an envelope and use them as flash card practice.

Which Numbers are Missing?

Write the missing numbers in each row.



1 2 _____ 4 5 _____ 7 _____ 10

41 42 _____ 45 46 _____ 48 _____ 50

71 72 73 _____ 75 _____ 78 _____

31 _____ 35 _____ 37 _____ 39 _____

81 _____ 83 _____ 88 _____ 90

61 62 _____ 65 _____ 70

$1+1=$

$1+2=$

$1+3=$

$1+4=$

$1+5=$

$1+6=$

$1+7=$

$1+8=$

$1+9=$

$1+10=$

$2+1=$

$2+2=$

$2+3=$

$2+4=$

$2+5=$

$2+6=$

$2+7=$

$2+8=$

$2+9=$

$3+1=$

Math

Facts

Flash

Cards

cut
Keep in
ziploc

$3+2=$

$3+3=$

$3+4=$

$3+5=$

$3+6=$

$3+7=$

$4+1=$

$4+2=$

$4+3=$

$4+4=$

$4+5=$

$4+6=$

$5+1=$

$5+2=$

$5+3=$

$5+4=$

$5+5=$

$6+1=$

$6+2=$

$6+3=$

$6+4=$

$7+1=$

$7+2=$

$7+3=$

$10+1=$

$3+2=$

$3+3=$

$3+4=$

$3+5=$

$9+2=$

$3+6=$

$3+7=$

$4+1=$

$4+2=$

$4+3=$

$4+4=$

$4+5=$

$4+6=$

$5+1=$

$5+2=$

$5+3=$

$5+4=$

$5+5=$

$6+1=$

$6+2=$

$6+3=$


$8+1=$

$8+2=$

$8+3=$

$9+1=$

Write on Through the Summer



In this packet you will find some helpful handwriting practice sheets for your child. Have your child work on these at their own pace. Remember to work on letter formation, spacing, and overall neatness.

Here is a list of other handwriting activities your child may enjoy during the summer break.

- *Use sidewalk chalk to practice number and letter writing. Remember to make upper and lower case letters.**
- *Make letters and numbers in the sand.**
- *Practice making shapes. Work on making straight lines for triangle, square and rectangle. Make circles of different sizes.**
- *Use play dough to make letters.**
- *Use finger-paint to write letters and numbers.**

Where Do You Start Your Letters?

Tune: "If you're Happy and you Know It"

Where do you start your letters? At the top!

Where do you start your letters? At the top!

If you want to start a letter, then you

Better, better, better

Remember to start your letters at the top!

Spell out numbers in simple sentences.

Always do your best! 😊

one two three four

five

1. I have _____ eyes.

2. A dog has _____ legs.

3. I have _____ nose.

4. I have _____ fingers

5. A triangle has _____

sides.

Complete each sentence with an action word.

Always do your best! 😊

swim

moo

bark

hiss

meow

quack

1. Cows _____

2. Cats _____

3. Snakes _____

4. Dogs _____

5. Fish _____

6. Ducks _____

Make it more than one. Add the "s."
Read the words.

Always do your best! 😊

COW (ex.) COWS

dog

cat

goat

flower

frog

tiger

apple

block

Change the first letter to make a
new word.

Always do your best! 😊

big ig

can an

not ot

red ed

run un

sad ad

wet et

hat at

hen en

Write a color word next to each word.

Always do your best! 😊

red yellow blue

orange green purple

1. apple _____

2. grape _____

3. school bus _____

4. sky _____

5. grass _____

6. clown fish _____

Always do your best! 😊

Handwriting practice lines consisting of 12 sets of three horizontal lines (top solid, middle dashed, bottom solid). Each set begins with a small decorative icon on the left side.

Always do your best! 😊

Handwriting practice lines consisting of 12 sets of three horizontal lines (top solid, middle dashed, bottom solid). Each set begins with a small decorative icon on the left side.

R U READY TO READ?

Enclosed in this **SUMMER CARE PACKAGE**, you will find some fun reading activities to keep those new reading skills moving forward:

1. Letter cards you can cut apart and use to spell out words.
2. Sight word flashcards you can cut apart, put in a zip lock bag, and practice when you're on the go.
3. Poetry activities:
 - Read each poem, or ask Mom or Dad to read it to you.
 - Circle the sight words, and read them to Mom or Dad.
 - Illustrate the poem.
 - Identify the rhyming words in the poem, then try to think of another rhyming word in the same word family.
4. Practice writing your own poetry! You can do it!
Look at this example: *I climbed a tree
And hurt my knee.*

Now you try it:

*I climbed a tree
And _____.*

Seeing Things

By Helen H. Moore

I lie
On my back
In the green and fragrant grass
And I gaze
At the clouds
In the sky.

And to me
What I see
Looks like a menagerie
As in the green and fragrant grass
I lie.

I see
Turtles in a pool,
Lots of fishes in a school,
and a lizard who is quite a cutie-pie!

I see kittens in a box
And a rabbit, wearing socks, as I watch the clouds above
Float by!

1. Take a blanket, and go outside. Lie down on the blanket and look at the clouds in the sky. What shapes do you see in the clouds? Do you see a unicorn or a reindeer or a rabbit? Draw a picture of what you see in the clouds!
2. Name all the animals you heard about in the poem.

See if you can guess these
RIDDLE POEMS

You can see me in the country

You can see me in town.

Sometimes I am up.

Sometimes I am down.

If the sun shines brightly,

I am not there at all.

But everyone can see me

When the rain begins to fall.

What am I?

RIDDLE ME THIS....

You can walk on this
If it's wet or dry:
You can put it in a pail
And make a pie.

I am round like a ball
And I live in the sky
You will see me at night
If you look up high.

What has two hands,
But not one arm?
Sometimes it gives you
An alarm.

Butterfly Garden

*Flutter, flutter! What do you see?
Eight bright butterflies flying free!
It would be nice if they would stay —
But flutter, flutter, six sail away.
Then only two butterflies are left to play.*

Draw a picture and write a number sentence about the butterfly poem.

Number sentence _____

BONES

Bones are very important,
They do a big job,
without them, you'd be
just
A big squooshy blob.

Draw a picture of you if you had no
bones, and were a "big squooshy blob."

An Invitation

By Marcia Fleming

Let's take a trip, just you and me.
Through the blue and sparkling sea.
I'll give you a ride upon my tail.
You'll see what it's like to be a whale.
We'll leap and dive and chase the fish,
Then swim and splash as long as we wish.
And when we're done playing in the icy deep,
We'll let the waves rock us to sleep.

Rhyming Words in "An Invitation"

Find a word that rhymes with **sea** _____

Find a word that rhymes with **tail** _____

Find a word that rhymes with **fish** _____

Find a word that rhymes with **deep** _____

CROWDED TUB

BY Shel Silverstein

There's too many kids in this tub.
There's too many elbows to scrub.
I just washed a behind
That I'm sure wasn't mine,
There's too many kids in this tub.



Circle the sight words you found in this poem, and write them here:

THREE PONIES

BY ARTHUR GUITERMAN

Three little ponies who didn't like their hay

Said to each other "Let's run away!"

Said the first "I will canter!"

Said the second "I will trot!"

Said the third "I will run if it's not too hot!"

And they all started off

With their tails in the air.

But they couldn't jump the fence

So they're all still there.




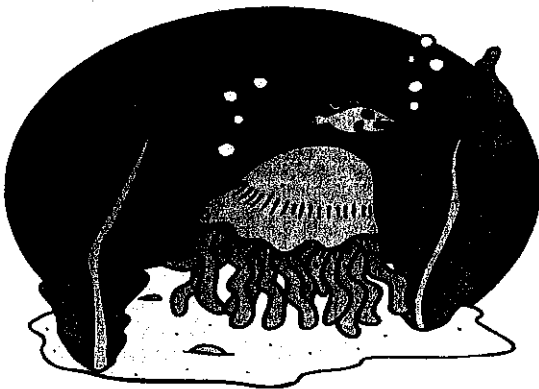
THE JELLYFISH AND THE CLAM


BY Jeff Moss

**Said the clam to the jellyfish,
"You're no more than a lump of wet squish!
You've no backbone or brain,
You're too dull to explain,
When they look at you people go 'Ish!'"**

**Said the jellyfish back to the clam,
"I may look like thin raspberry jam,
But you're just a thick shell
And you don't even jell,
So I'm happy to be what I am!"**

**Well, I say let's give three big cheers
For these two and their lengthy careers.
Though they both may be dull,
With no spine and no skull,
Still they're lasted a half-billion years!**





Sleep Face

*You have a thousand faces and you can
pick any wake face you want.
But your sleep face is when you are you,
and if you could see your sleep face you
would say,
“Of all my thousand faces,
This one is me.”*

*—Carl Sandburg
From Daybreak to Good Night:
Poems for Children*

YOU'RE A POET AND DON'T KNOW IT!

*Try your hand at making up your own poems! You
can do it!*

*I climbed a tree
And hurt my knee.*

I climbed a tree

*There once was a pig
Who tripped on a twig.*

There once was a pig

*I had a cat
Who wore a hat.*

I had a cat

My Summer Journal



Name _____

Please write in this journal once a week during the Summer. Use the story prompt ideas on the first page if needed. Remember to use capital letters at the beginning of sentences and use punctuation at the end! After you write and illustrate your story, make sure and share it with someone!

Story Prompt Ideas for Summer Journal

My favorite part of Summer is

This Summer I wish I could

What I miss about school is

I hope next year I can

If I go to the beach I will

My friends and I like to

My family and I like to

When I grow up I want to

God wants me to


A friend always


My special place to be is


I wish I could go to


I'm glad I live here because

The next time I go to my grandparent's house I will










3
.....
p


3
.....
3


3
.....
1


3
.....
1

.....









A

A

A

A

E

E

E

E

O

I

I

I

U

U

O

O

Y

Y

Y

U

of every vowel. The teacher reproduces a page for each child in his or her classroom on (red index card) paper.

a

a

a

a

e

e

e

e

i

i

i

o

o

o

u

u

u

y

y

y

C

C

B

B

F

F

D

D

H

H

G

G

K

K

J

J

M

M

L

L

The teacher reproduces the consonant pages (on white index card) for each child in his or her class. You need two of *most* consonants.

| | | | |
|----------|----------|----------|----------|
| b | b | c | c |
| d | d | f | f |
| g | g | h | h |
| j | j | k | k |
| l | l | m | m |

P

P

N

N

R

R

Q

Q

T

T

S

S

W

W

V

V

Z

Z

X

X

n

n

p

p

q

q

r

r

s

s

t

t

v

v

w

w

x

x

z

z

Classic Books for Summer Reading Fun

These are some suggestions for good summer reading for rising first graders. Your child may read the books independently or you can read the books aloud to your child. All of these books would be found in the children's picture book section of the public library. Enjoy!

A Chair for My Mother Williams

A New Coat for Anna Ziefert

Alexander and the Terrible, Horrible, No Good

Very Bad Day Viorst

Bear's Loose Tooth Wilson

Blueberries for Sal McCloskey

Bread and Jam for Frances Hoban

Brown Bear Brown Bear Martin

Caps for Sale Slobodkina

Chicka Chicka Boom Boom Martin

Corduroy Freeman

Fox in Socks Seuss

Goodnight Moon Brown

Green Eggs and Ham Seuss

Green Wilma Arnold

Harry the Dirty Dog Zion

If You Give a Mouse a Cookie Numeroff

Lilly's Purple Plastic Purse Henkes

Madeline Bemelmans

Make Way for Ducklings McCloskey

Mike Mulligan and His Steam Shovel Burton

Millions of Cats Gag

Mooncake Asch

One Fish, Two Fish, Red Fish, Blue Fish Seuss


Owl Moon Yolen

Peter Rabbit Potter

Stellaluna Cannon

StoneSoup Brown

Strega Nona dePaola



Sylvester and the Magic Pebble Steig

Tacky the Penguin Lester

The Carrot Seed Krauss

The Day Jimmy's Boa Ate the Wash Noble

The Little House Burton

The Mitten Brett

The Napping House Wood

The Poky Little Puppy Lowrey

The Rabbit Story - Tresselt

The Rainbow Fish Pfister

The Saggy Baggy Elephant Jackson

The Snowy Day Keats

The Story About Ping Flack

The Story of Babar De Brunhoff

The Story of Ferdinand Leaf

The Very Hungry Caterpillar Carle

Where the Wild Things Are Sendak

